

# 2023



## Retail For Lease Tenants Seeking Sites

**KEYPOINT**  
PARTNERS

**Extraordinary Commercial Real Estate Services**

   781.273.5555

**KeyPointPartners.com**

[Info@KeyPointPartners.com](mailto:Info@KeyPointPartners.com)

One Van De Graaff Drive, Suite 402, Burlington, MA 01803

No warranty or representation, expressed or implied, is made as to the accuracy of the information contained herein, and same is submitted subject to errors, omissions, change in price, rental or other conditions, or withdrawal without notice.

**4TH QUARTER 2023  
EXCLUSIVE TENANT  
REPRESENTATION ASSIGNMENTS**










<u>TENANT</u>	<u>TYPICAL SIZE</u>	<u>MIN. FRONTAGE</u>	<u>PREFERRED LOCATION</u>	<u>TARGET MARKETS</u>	<u>BROKER</u>
	30,000 - 60,000 SF 22' Clear Height; Imax 27' Clear Height	Flexible	All Sites Considered Nationally	National Expansion	Don Mace
	30,000 - 80,000 SF Minimum 17.5' Clear Height	Flexible	All Sites Considered Prefers Site Acquisition (Free Standing <u>or</u> Shopping Centers); Will Lease (TIA Required)	National Expansion	Don Mace
	25,000 - 40,000 SF (Target 30-35K) 16,000 SF BTS Prototype	150 Feet	All Sites Considered 50,000 People Within Trade Area	NH and VT	Don Mace
	3,000 - 6,000 SF	30 Feet	All Sites Considered Leasing Considered; Prefers Site Acquisition	MA	Don Mace
	4,000 - 10,000 SF	50 Feet	Metro-Boston, Select Markets Inside 128	Urban Metro	Don Mace
	1,200 - 2,500 SF	20 Feet	Greater Boston	Eastern MA	Don Mace & Rob Grady

<u>LOCATION</u>	<u>PROJECT NAME</u>	<u>ANCHORS/ TENANTS</u>	<u>TYPE</u>	<u>TOTAL PROJECT SIZE (SF)</u>	<u>AVAILABLE SQ. FT.</u>	<u>AVAILABLE DATE</u>	<u>BROKER</u>
<b>MASSACHUSETTS</b>							
<b>ALLSTON, MA</b> 1065 Commonwealth Ave.	1065 Commonwealth Ave.		Street Retail	2,000	2,000 SF	Immediately	Don Mace & Rob Grady
<b>ARLINGTON, MA</b> 626 Massachusetts Ave.	626 Massachusetts Ave.		Street Retail	1,025 SF Office	1,025 SF (1st Floor)	Immediately	Don Mace & Rob Grady
<b>AUBURN, MA</b> 436-438 Southbridge St.	436-438 Southbridge St.		Dual Box	39,275	Fully Leased	N/A	Don Mace
<b>BELMONT, MA</b> 30-42 Leonard St.	30-42 Leonard St.		Street Retail	8,108	Fully Leased	N/A	Rob Grady
<b>BILLERICA, MA</b> 199 Boston Rd.	Treble Cove Plaza		Grocery Anchored	121,793	12,774 (Subdividable)	2/1/24	Don Mace & Magnolia Neu
<b>BILLERICA, MA</b> 446 Boston Rd.	O'Connor Hardware Plaza		Strip Center	83,198	4,800 SF 984 SF	Immediately Immediately	Rob Grady & Magnolia Neu
<b>BOURNE, MA</b> 2 Bridge Approach St.	Bourne Bridge Crossing		Strip Center	23,968	Fully Leased	N/A	Don Mace
<b>BURLINGTON, MA</b> 180 Cambridge St.	180 Cambridge St.		Grocery Anchored	74,720	Fully Leased	N/A	Don Mace & Rob Grady
<b>CAMBRIDGE, MA</b> 1374 Massachusetts Ave.	1374 Massachusetts Ave.		Boutique Retail	N/A	Fully Leased	N/A	Don Mace & Rob Grady





<u>LOCATION</u>	<u>PROJECT NAME</u>	<u>ANCHORS/ TENANTS</u>	<u>TYPE</u>	<u>TOTAL PROJECT SIZE (SF)</u>	<u>AVAILABLE SQ. FT.</u>	<u>AVAILABLE DATE</u>	<u>BROKER</u>
<b>CAMBRIDGE, MA</b> 1380 Massachusetts Ave.	1380 Massachusetts Ave.	N/A	Boutique Retail	N/A	Fully Leased	N/A	Don Mace & Rob Grady
<b>CAMBRIDGE, MA</b> 699 Mt. Auburn St.	699 Mt. Auburn St.	  	Grocery Anchored	63,480	3,417 SF 1,851 SF 904 SF	Immediately Immediately Immediately	Don Mace & Rob Grady
<b>CHESTNUT HILL, MA</b> 815 Boylston St.	815 Boylston St.	N/A	Street Retail	2,100	2,111 SF	Immediately	Don Mace & Rob Grady
<b>EAST BRIDGEWATER, MA</b> 225 & 241 Bedford St.	Carriage Crossing	   	Strip Center	64,700	Fully Leased	N/A	Rob Grady
<b>EASTON, MA</b> 25 Robert Dr.	Highlands Plaza	   	Strip Center	112,869	2,397 SF	Immediately	Don Mace & Magnolia Neu
<b>FALL RIVER, MA</b> 130-150 Plymouth Ave.	130-150 Plymouth Ave.	New Development	Retail	20,700 + Pad	20,700 SF (Subdividable)	Call for Details	Don Mace
<b>GROTON, MA</b> 760 Boston Rd.	760 Boston Rd.	  Groton Wine & Spirits	Grocery Anchored	78,200	4,922 SF Proposed Pad	Immediately Immediately	Don Mace & Rob Grady
<b>HANOVER, MA</b> 35 Columbia Rd.	35 Columbia Rd.		Grocery Anchored	60,273	9,800 SF	Immediately	Don Mace & Rob Grady
<b>HARWICH, MA</b> 18 Sisson Rd.	18 Sisson Rd.		Grocery Anchored	58,523	Fully Leased	N/A	Don Mace & Rob Grady
<b>HOLDEN, MA</b> 160 Reservoir St.	Holden Commons	    	Grocery Anchored	96,232	Fully Leased	N/A	Don Mace

<u>LOCATION</u>	<u>PROJECT NAME</u>	<u>ANCHORS/ TENANTS</u>	<u>TYPE</u>	<u>TOTAL PROJECT SIZE (SF)</u>	<u>AVAILABLE SQ. FT.</u>	<u>AVAILABLE DATE</u>	<u>BROKER</u>
<b>KINGSTON, MA</b> 160-164 Summer St.	Summer Hill Plaza		Grocery Anchored	95,434	5,222 SF (Subdividable) 1,620 SF	Immediately Immediately	Don Mace, Rob Grady & Magnolia Neu
<b>LENOX, MA</b> 495 Pittsfield Rd.	The Center at Lenox	 Under construction!	Grocery Anchored	185,712	20,540 SF (Jr. Anchor) 7,540 SF (Subdividable) 2,088 SF	Immediately Immediately Immediately	Don Mace
<b>LEXINGTON, MA</b> 60 Bedford St.	60 Bedford St.		Strip Center	N/A	180 SF (Former ATM)	Immediately	Don Mace
<b>LOWELL, MA</b> 55 Church St.	Central Plaza		Strip Center	91,918	Fully Leased	N/A	Don Mace
<b>MANSFIELD, MA</b> 377 Chauncy St.	Stop & Shop Plaza		Grocery Anchored	82,946	Fully Leased	N/A	Don Mace
<b>MEDFORD, MA</b> 3850 Mystic Valley Parkway	Meadow Glen		Urban Power Center	300,000	Fully Leased	N/A	Don Mace
<b>MIDDLETON, MA</b> 49 South Main St.	49 South Main St.	N/A	N/A	3.2 Acres	3.2 Acres	For Sale	Don Mace
<b>NEW BEDFORD, MA</b> 1331 Cove Rd.	1331 Cove Rd.		Strip Center	74,612	3,515 SF	Immediately	Don Mace & Rob Grady
<b>NEW BEDFORD, MA</b> 500 Kings Hwy.	500 Kings Hwy.		Anchored Strip	68,689	68,689 SF	Immediately	Don Mace & Rob Grady









<u>LOCATION</u>	<u>PROJECT NAME</u>	<u>ANCHORS/ TENANTS</u>	<u>TYPE</u>	<u>TOTAL PROJECT SIZE (SF)</u>	<u>AVAILABLE SQ. FT.</u>	<u>AVAILABLE DATE</u>	<u>BROKER</u>
<b>NORTH ATTLEBORO, MA</b> 125 Robert Toner Blvd.	Shaw's Triboro Plaza		Grocery Anchored	102,819	4,485 SF 2,000 SF	Immediately Immediately	Don Mace & Rob Grady
<b>NORTH ATTLEBORO, MA</b> 1385 South Washington St.	Red Rock Plaza		Strip Center	120,913	21,664 SF (1st Floor Retail) 21,234 SF (2nd Floor Office/Retail)	Immediately Immediately	Don Mace & Rob Grady
<b>NORTHAMPTON, MA</b> 228 King St.	Kingsgate Plaza		Grocery Anchored	89,817	Fully Leased	N/A	Don Mace
<b>PEABODY, MA</b> 216 Newbury St.	Route 1 Marketplace		Strip Center	68,530	Fully Leased	N/A	Don Mace
<b>PEABODY, MA</b> 637 Lowell St.	Big Y Plaza		Grocery Anchored	104,622	3,933 SF 2,608 SF Proposed Pad	Immediately Immediately TBD	Don Mace
<b>QUINCY, MA</b> 130 Granite St.	130 Granite St.		Grocery Anchored	100,741	18,621 SF	TBD	Don Mace & Rob Grady
<b>RANDOLPH, MA</b> 300 North Main St.	300 North Main St.		Grocery Anchored	41,163	4,600 SF 1,200 SF	Immediately Immediately	Don Mace & Magnolia Neu
<b>SEEKONK, MA</b> 1265-1335 Fall River Ave.	Shoppes at Six (Formerly Namco Plaza)		Strip Center	102,284	2,389 - 18,305 SF (Endcap) 8,265 SF (Inline)	Immediately Immediately	Don Mace
<b>SPRINGFIELD, MA</b> 1225-1395 Liberty St.	Springfield Plaza		Grocery Anchored	444,000	30,030 SF (Jr. Anchor Box) Various Inline Units Proposed Pads	Immediately Immediately Call for Details	Don Mace
<b>WAREHAM, MA</b> 2419 Cranberry Hwy.	Wareham Marketplace		Grocery Anchored	46,300	Fully Leased	N/A	Don Mace & Rob Grady

<u>LOCATION</u>	<u>PROJECT NAME</u>	<u>ANCHORS/ TENANTS</u>	<u>TYPE</u>	<u>TOTAL PROJECT SIZE (SF)</u>	<u>AVAILABLE SQ. FT.</u>	<u>AVAILABLE DATE</u>	<u>BROKER</u>
<b>WEST BRIDGEWATER, MA</b> 2077 Main St.	West Bridgewater Plaza	 	Strip Center	133,336	25,600 SF 3,340 SF Small outparcel development opportunities	Immediately Immediately Immediately	Don Mace
<b>WHITMAN, MA</b> 682 Bedford St.	682 Bedford St.	  	Strip Center	46,415	2,000 SF	Immediately	Magnolia Neu
<b>WOBURN, MA</b> 2 Elm St.	Main Street Marketplace	   	Grocery Anchored	105,058	5,270 SF 2,000 - 4,000 SF (Proposed Pad)	Immediately Lease Pending	Don Mace








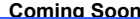
**CONNECTICUT**

<b>MERIDEN, CT</b> 495 Chamberlain Hwy.	Chamberlain Plaza	 	Strip Center	56,587	12,424 SF (Endcap) 5,412 SF (Endcap)	Immediately Immediately	Don Mace
<b>MILFORD, CT</b> 827-835, 851, 853-855, 875 Bridgeport Ave.	Silver Sands Plaza	 	Grocery Anchored	85,398	3,478 SF (Subdividable)	Immediately	Don Mace & Rob Grady











**NEW HAMPSHIRE**

<b>GOFFSTOWN, NH</b> 553 Mast Rd.	553 Mast Rd.	    	Anchored Strip	166,545	7,800 SF (Inline) 2,000 SF (Proposed Pad) 3,250 SF (Proposed Pad)	Immediately Immediately Immediately	Don Mace
<b>MANCHESTER, NH</b> 375 South Willow St.	375 South Willow St.	  	Anchored Strip	68,644	68,644 SF	Immediately	Don Mace





**MAINE**

<b>AUBURN, ME</b> 600 Center St.	600 Center St.	       	Grocery Anchored	101,610	Fully Leased	N/A	Don Mace & Rob Grady
-------------------------------------	----------------	--	------------------	---------	--------------	-----	-------------------------





**4TH QUARTER 2023  
EXCLUSIVE PROPERTY LISTINGS**

<u>LOCATION</u>	<u>PROJECT NAME</u>	<u>ANCHORS/ TENANTS</u>	<u>TYPE</u>	<u>TOTAL PROJECT SIZE (SF)</u>	<u>AVAILABLE SQ. FT.</u>	<u>AVAILABLE DATE</u>	<u>BROKER</u>
<b>AUGUSTA, ME</b> 111 Western Ave.	Capitol Shopping Center	   	Grocery Anchored	170,455	5,408 SF (Endcap) 1,827 SF 1,444 SF Proposed Pad	Immediately Immediately Immediately	Don Mace
<b>SANFORD, ME</b> 1440 Main St.	1440 Main St.	<b>Area Retailers:</b>  	Raw Land	+/-12 Acres	12 Acre Development Site (Ground Lease Preferred; BTS Considered)	Immediately	Don Mace
<b>WELLS, ME</b> 1517 Post Rd.	Wells Corner Shopping Center	   	Grocery Anchored	35,400	2,400 SF (Endcap) 2,400 SF	Immediately Immediately	Don Mace


**RHODE ISLAND**

<b>CUMBERLAND, RI</b> 2000 Mendon Rd.	Cumberland Plaza	  	Grocery Anchored	67,514	Fully Leased	N/A	Don Mace
<b>NO. KINGSTOWN, RI</b> 5895-5941 Post Rd.	Frenchtown Plaza	   	Anchored Strip	126,288	28,455 SF (Endcap) 2,000 - 12,858 SF (Inline)	Immediately Immediately	Don Mace
<b>NO. KINGSTOWN, RI</b> 1300 Ten Rod Rd. (Routes 102 & 4)	North Kingstown Crossing	   	Grocery Anchored	77,524	5,399 SF (Endcap) 1,302 SF	Immediately Immediately	Don Mace
<b>NO. KINGSTOWN, RI</b> 6155 Post Rd.	6155 Post Rd.	Stop & Shop Gas	Convenient Store	1,631	1,631 SF	Immediately	Magnolia Neu
<b>SMITHFIELD, RI</b> 446 Putnam Pike	446 Putnam Pike	  	Grocery Anchored	82,788	Fully Leased	N/A	Don Mace
<b>WARREN, RI</b> 601 Metacom Ave.	Ocean State Plaza	    	Strip Center	126,196	24,500 SF (Endcap) 1,986 - 3,541 SF (Inline) 6,000 SF (PAD)	Immediately Immediately Immediately	Don Mace



<u>LOCATION</u>	<u>PROJECT NAME</u>	<u>ANCHORS/ TENANTS</u>	<u>TYPE</u>	<u>TOTAL PROJECT SIZE (SF)</u>	<u>AVAILABLE SQ. FT.</u>	<u>AVAILABLE DATE</u>	<u>BROKER</u>
<b>WARWICK, RI</b> 2458 Warwick Ave.	Meadowbrook Shopping Center		Grocery Anchored	106,367	2,820 SF	Immediately	Don Mace
<b>WARWICK, RI</b> 197-211 Buttonwoods Ave.	Buttonwoods Plaza		Strip Center	60,182	8,059 SF	Immediately	Don Mace
<b>WARWICK, RI</b> 320 Warwick Ave.	Shaw's Plaza		Grocery Anchored	75,546	8,829 SF 950 SF	Immediately Immediately	Rob Grady
<b>WARWICK, RI</b> 1276 Bald Hill Rd.	Summit Square		Anchored Strip	133,898	10,675 SF 7,566 SF 6,471 SF 1,840 SF 1,680 SF	Immediately Immediately Immediately Immediately	Don Mace
<b>WESTERLY, RI</b> Airport Rt. and Route 1	Stop & Shop Retail at Westerly Crossing		Grocery Anchored	65,345	3,500 - 8,600 SF (Endcap)	Immediately	Don Mace
<b>WOONSOCKET, RI</b> 1412 Park Ave.	Park Square Plaza		Grocery Anchored	63,123	11,258 SF (Endcap, Subdividable) 3,968 SF (Endcap w/Drive-thru)	Immediately Immediately	Don Mace

VERMONT

<b>MORRISVILLE, VT</b> 19-105 Morrisville Plaza	Morrisville Plaza		Strip Center	104,178	4,500 SF (Inline) 3,900 SF (Endcap)	Immediately Immediately	Rob Grady & Magnolia Neu
--	-------------------	---	--------------	---------	--	----------------------------	-----------------------------