



Retail For Lease Tenants Seeking Sites 2024

KEYPOINT[®]
PARTNERS

Extraordinary Commercial Real Estate Services

   781.273.5555

Info@KeyPointPartners.com

KeyPointPartners.com

One Van De Graaff Drive, Suite 402, Burlington, MA 01803

No warranty or representation, expressed or implied, is made as to the accuracy of the information contained herein, and same is submitted subject to errors, omissions, change in price, rental or other conditions, or withdrawal without notice.

**3RD QUARTER 2024
EXCLUSIVE TENANT
REPRESENTATION ASSIGNMENTS**

<u>TENANT</u>	<u>TYPICAL SIZE</u>	<u>MIN. FRONTAGE</u>	<u>PREFERRED LOCATION</u>	<u>TARGET MARKETS</u>	<u>BROKER</u>
	30,000 - 60,000 SF 22' Clear Height; Imax 27' Clear Height	Flexible	All Sites Considered Nationally	National Expansion	Don Mace
	30,000 - 80,000 SF Minimum 17.5' Clear Height	Flexible	All Sites Considered Prefers Site Acquisition (Free Standing <u>or</u> Shopping Centers); Will Lease (TIA Required)	National Expansion	Don Mace
	25,000 - 40,000 SF (Target 30-35K) 16,000 SF BTS Prototype	150 Feet	All Sites Considered 50,000 People Within Trade Area	NH and VT	Don Mace
	3,000 - 6,000 SF	30 Feet	All Sites Considered Leasing Considered; Prefers Site Acquisition	MA	Don Mace
	4,000 - 10,000 SF	50 Feet	Metro-Boston, Select Markets Inside 128	Urban Metro	Don Mace
	1,200 - 2,500 SF	20 Feet	Greater Boston	Eastern MA	Don Mace & Rob Grady

<u>LOCATION</u>	<u>PROJECT NAME</u>	<u>ANCHORS/ TENANTS</u>	<u>TYPE</u>	<u>TOTAL PROJECT SIZE (SF)</u>	<u>AVAILABLE SQ. FT.</u>	<u>AVAILABLE DATE</u>	<u>BROKER</u>
<u>MASSACHUSETTS</u>							
ALLSTON, MA 1065 Commonwealth Ave.	1065 Commonwealth Ave.		Street Retail	2,000	2,000 SF	Immediately	Don Mace & Rob Grady
ARLINGTON, MA 626 Massachusetts Ave.	626 Massachusetts Ave.		Street Retail	1,025 SF Office	1,025 SF (1st Floor)	Immediately	Don Mace & Rob Grady
AUBURN, MA 436-438 Southbridge St.	436-438 Southbridge St.		Dual Box	39,275	Fully Leased	N/A	Don Mace
BELMONT, MA 30-42 Leonard St.	30-42 Leonard St.		Street Retail	8,108	Fully Leased	N/A	Rob Grady
BILLERICA, MA 199 Boston Rd.	Treble Cove Plaza		Grocery Anchored	121,793	12,774 SF 4,000 SF (Subdividable) 2,400 SF	Immediately Immediately Immediately	Don Mace & Magnolia Neu
BILLERICA, MA 446 Boston Rd.	O'Connor Hardware Plaza		Strip Center	83,198	934 SF	Immediately	Rob Grady & Magnolia Neu
BOURNE, MA 2 Bridge Approach St.	Bourne Bridge Crossing		Strip Center	23,968	Fully Leased	N/A	Don Mace
BURLINGTON, MA 180 Cambridge St.	180 Cambridge St.		Grocery Anchored	74,720	Fully Leased	N/A	Don Mace & Rob Grady
BURLINGTON, MA 201 Middlesex Turnpike	201 Middlesex Turnpike		Strip Center	8,985	1,518 SF	Immediately	Don Mace & Magnolia Neu

<u>LOCATION</u>	<u>PROJECT NAME</u>	<u>ANCHORS/ TENANTS</u>	<u>TYPE</u>	<u>TOTAL PROJECT SIZE (SF)</u>	<u>AVAILABLE SQ. FT.</u>	<u>AVAILABLE DATE</u>	<u>BROKER</u>
CAMBRIDGE, MA 1374 Massachusetts Ave.	1374 Massachusetts Ave.		Boutique Retail	N/A	Fully Leased	N/A	Don Mace & Rob Grady
CAMBRIDGE, MA 1380 Massachusetts Ave.	1380 Massachusetts Ave.	N/A	Boutique Retail	N/A	Fully Leased	N/A	Don Mace & Rob Grady
CAMBRIDGE, MA 699 Mt. Auburn St.	699 Mt. Auburn St.		Grocery Anchored	63,480	3,417 SF 1,851 SF 904 SF	Immediately Immediately Immediately	Don Mace & Rob Grady
DANVERS, MA 180 Endicott St.	Endicott Square		Strip Center	56,275	36,192 SF (Anchor) 3,812 SF	Immediately Immediately	Don Mace
EAST BRIDGEWATER, MA 225 & 241 Bedford St.	Carriage Crossing		Strip Center	64,700	Fully Leased	N/A	Rob Grady
EASTON, MA 25 Robert Dr.	Highlands Plaza		Strip Center	112,869	2,410 SF	Immediately	Don Mace
FALL RIVER, MA 130-150 Plymouth Ave.	130-150 Plymouth Ave.	New Development	Retail	20,700 + Pad	20,700 SF (Subdividable)	Call for Details	Don Mace
GROTON, MA 760 Boston Rd.	760 Boston Rd.		Grocery Anchored	78,200	4,922 SF Proposed Pad	Immediately Immediately	Don Mace & Rob Grady
HANOVER, MA 35 Columbia Rd.	35 Columbia Rd.		Grocery Anchored	60,273	9,800 SF	Immediately	Don Mace & Rob Grady
HARWICH, MA 18 Sisson Rd.	18 Sisson Rd.		Grocery Anchored	58,523	Fully Leased	N/A	Don Mace & Rob Grady

**3RD QUARTER 2024
EXCLUSIVE PROPERTY LISTINGS**

<u>LOCATION</u>	<u>PROJECT NAME</u>	<u>ANCHORS/ TENANTS</u>	<u>TYPE</u>	<u>TOTAL PROJECT SIZE (SF)</u>	<u>AVAILABLE SQ. FT.</u>	<u>AVAILABLE DATE</u>	<u>BROKER</u>
HOLDEN, MA 160 Reservoir St.	Holden Commons		Grocery Anchored	96,232	Fully Leased	N/A	Don Mace
HUDSON, MA 10 Technology Dr.	Center at Hudson		Grocery Anchored	85,300	9,859 SF (Subdividable)	Immediately	Don Mace & Magnolia Neu
KINGSTON, MA 160-164 Summer St.	Summer Hill Plaza		Grocery Anchored	95,434	5,222 SF (Subdividable) 1,620 SF	Immediately Immediately	Don Mace & Rob Grady
LENOX, MA 495 Pittsfield Rd.	The Center at Lenox		Grocery Anchored	185,712	12,838 SF (Subdividable) 5,705 SF (Subdividable) 2,088 SF	Immediately Immediately Immediately	Don Mace
LEXINGTON, MA 60 Bedford St.	60 Bedford St.		Strip Center	N/A	180 SF (Former ATM)	Immediately	Don Mace
LOWELL, MA 55 Church St.	Central Plaza		Strip Center	91,918	Fully Leased	N/A	Don Mace
MANSFIELD, MA 377 Chauncy St.	Stop & Shop Plaza		Grocery Anchored	82,946	Fully Leased	N/A	Don Mace
MEDFORD, MA 3850 Mystic Valley Parkway	Meadow Glen		Urban Power Center	300,000	Fully Leased	N/A	Don Mace
MILFORD, MA 91 Prospect St.	Papelian Shopping Center		Grocery Anchored		11,500 SF	Immediately	Don Mace & Rob Grady

<u>LOCATION</u>	<u>PROJECT NAME</u>	<u>ANCHORS/ TENANTS</u>	<u>TYPE</u>	<u>TOTAL PROJECT SIZE (SF)</u>	<u>AVAILABLE SQ. FT.</u>	<u>AVAILABLE DATE</u>	<u>BROKER</u>
NEW BEDFORD, MA 1331 Cove Rd.	1331 Cove Rd.		Strip Center	74,612	3,515 SF	Immediately	Don Mace & Rob Grady
NORTH ADAMS, MA 82 Main St.	Parkade Plaza		Strip Center	127,626	Anchor and Assorted Inline	Immediately	Don Mace, Rob Grady & Magnolia Neu
NORTH ATTLEBORO, MA 125 Robert Toner Blvd.	Shaw's Triboro Plaza		Grocery Anchored	102,819	4,485 SF 2,000 SF	Immediately Immediately	Don Mace & Rob Grady
NORTH ATTLEBORO, MA 1385 South Washington St.	Red Rock Plaza		Strip Center	120,913	19,978 SF (1st Floor Retail) 21,234 SF (2nd Floor Office/Retail) 6,175 SF	Immediately Immediately Immediately	Don Mace & Rob Grady
NORTHAMPTON, MA 228 King St.	Kingsgate Plaza		Grocery Anchored	89,817	Fully Leased	N/A	Don Mace
PEABODY, MA 216 Newbury St.	Route 1 Marketplace		Strip Center	68,530	Fully Leased	N/A	Don Mace
PEABODY, MA 637 Lowell St.	Big Y Plaza		Grocery Anchored	104,622	3,933 SF 2,608 SF Proposed Pad	Immediately Immediately TBD	Don Mace
PLYMOUTH, MA 104 Colony Place Rd.	104 Colony Place Rd.		Power Center	5,000	1,696 SF	Immediately	Don Mace
QUINCY, MA 259 Copeland St.	259 Copeland St.	N/A	Urban Street Retail	1,335	520 SF	Immediately	Magnolia Neu
RANDOLPH, MA 300 North Main St.	300 North Main St.		Grocery Anchored	41,163	6,400 SF (Subdividable)	Immediately	Don Mace & Magnolia Neu


<u>LOCATION</u>	<u>PROJECT NAME</u>	<u>ANCHORS/ TENANTS</u>	<u>TYPE</u>	<u>TOTAL PROJECT SIZE (SF)</u>	<u>AVAILABLE SQ. FT.</u>	<u>AVAILABLE DATE</u>	<u>BROKER</u>
SEEKONK, MA 1265-1335 Fall River Ave.	Shoppes at Six (Formerly Namco Plaza)		Strip Center	102,284	2,389 - 18,305 SF (Endcap) 8,265 SF (Inline)	Immediately Immediately	Don Mace
SOUTH BOSTON, MA 480 West Broadway	480 West Broadway	N/A	Street Retail	5,355	5,355 SF	Immediately	Don Mace & Rob Grady
SPRINGFIELD, MA 1225-1395 Liberty St.	Springfield Plaza		Grocery Anchored	444,000	30,030 SF (Jr. Anchor Box) 25,342 SF (Jr. Anchor Box) 18,071 SF (Subdividable) 2,690 SF 2,307 SF Proposed Pads	Immediately Immediately Immediately Immediately Call for Details	Don Mace
WAREHAM, MA 2419 Cranberry Hwy.	Wareham Marketplace		Grocery Anchored	46,300	Fully Leased	N/A	Don Mace & Rob Grady
WEST BRIDGEWATER, MA 2077 Main St.	West Bridgewater Plaza		Strip Center	133,336	25,600 SF 3,340 SF Small outparcel development opportunities	Immediately Immediately Immediately	Don Mace
WHITMAN, MA 682 Bedford St.	682 Bedford St.		Strip Center	46,415	2,000 SF	Immediately	Magnolia Neu
WOBURN, MA 2 Elm St.	Main Street Marketplace		Grocery Anchored	105,058	2,000 - 4,000 SF (Proposed Pad)	Immediately	Don Mace

CONNECTICUT

MERIDEN, CT 495 Chamberlain Hwy.	Chamberlain Plaza		Strip Center	56,587	10,479 SF (Endcap) 5,203 SF (Endcap)	Immediately Immediately	Don Mace
MILFORD, CT 827-835, 851, 853-855, 875 Bridgeport Ave.	Silver Sands Plaza		Grocery Anchored	85,398	63,958 SF 3,478 SF (Subdividable) PAD (SF TBD)	1/1/27 Immediately Immediately	Don Mace & Rob Grady

<u>LOCATION</u>	<u>PROJECT NAME</u>	<u>ANCHORS/ TENANTS</u>	<u>TYPE</u>	<u>TOTAL PROJECT SIZE (SF)</u>	<u>AVAILABLE SQ. FT.</u>	<u>AVAILABLE DATE</u>	<u>BROKER</u>
-----------------	---------------------	-----------------------------	-------------	--	------------------------------	---------------------------	---------------


NEW HAMPSHIRE

GOFFSTOWN, NH 553 Mast Rd.	553 Mast Rd.		Anchored Strip	166,545	9,797 SF 6,400 SF 3,250 SF (Proposed Pad) 2,000 SF (Proposed Pad)	Immediately Immediately Immediately Immediately	Don Mace
MANCHESTER, NH 375 South Willow St.	375 South Willow St.		Anchored Strip	68,644	68,644 SF	Immediately	Don Mace
MANCHESTER, NH 89 Bridge St.	89 Bridge St.	Area Retailers: The Farm Bar & Grill The Bridge Café Firefly	Corner Lot	9,030	9,030 SF (Former Gas/Convenience) Seller to deed restrict petroleum sales; all other interests considered	For Sale	Don Mace


MAINE


































AUBURN, ME 600 Center St.	600 Center St.		Grocery Anchored	101,610	Fully Leased	N/A	Don Mace & Rob Grady
SANFORD, ME 1440 Main St.	1440 Main St.	Area Retailers: 	Raw Land	+/-12 Acres	12 Acre Development Site (Ground Lease Preferred; BTS Considered)	Immediately	Don Mace
WELLS, ME 1517 Post Rd.	Wells Corner Shopping Center		Grocery Anchored	35,400	Fully Leased	N/A	Don Mace

OHIO










TOLEDO, OH 2925 Glendale Ave.	Toledo Commons		Anchored Strip	200,000	Fully Leased	N/A	Don Mace
---	----------------	---	----------------	---------	--------------	-----	----------

RHODE ISLAND

CUMBERLAND, RI 2000 Mendon Rd.	Cumberland Plaza		Grocery Anchored	67,514	Fully Leased	N/A	Don Mace
--	------------------	---	------------------	--------	--------------	-----	----------

<u>LOCATION</u>	<u>PROJECT NAME</u>	<u>ANCHORS/ TENANTS</u>	<u>TYPE</u>	<u>TOTAL PROJECT SIZE (SF)</u>	<u>AVAILABLE SQ. FT.</u>	<u>AVAILABLE DATE</u>	<u>BROKER</u>
NO. KINGSTOWN, RI 5895-5941 Post Rd.	Frenchtown Plaza	   	Anchored Strip	126,288	28,455 SF (Endcap) 2,000 - 12,858 SF (Inline)	Immediately Immediately	Don Mace
NO. KINGSTOWN, RI 1300 Ten Rod Rd. (Routes 102 & 4)	North Kingstown Crossing	    	Grocery Anchored	77,524	1,302 SF	Immediately	Don Mace
NO. KINGSTOWN, RI 6155 Post Rd.	6155 Post Rd.	Stop & Shop Gas	Convenient Store	1,631	1,631 SF	Immediately	Magnolia Neu
SMITHFIELD, RI 446 Putnam Pike	446 Putnam Pike	  	Grocery Anchored	82,788	Fully Leased	N/A	Don Mace
WARREN, RI 601 Metacom Ave.	Ocean State Plaza	    	Strip Center	126,196	24,500 SF (Endcap) 1,986 - 3,541 SF (Inline) 6,000 SF (PAD)	Immediately Immediately Immediately	Don Mace
WARWICK, RI 2458 Warwick Ave.	Meadowbrook Shopping Center	    	Grocery Anchored	106,367	2,820 SF	Immediately	Don Mace
WARWICK, RI 197-211 Buttonwoods Ave.	Buttonwoods Plaza	 	Strip Center	60,182	8,059 SF	Immediately	Don Mace
WARWICK, RI 320 Warwick Ave.	Shaw's Plaza	   	Grocery Anchored	75,546	8,829 SF 950 SF	Immediately Immediately	Rob Grady
WARWICK, RI 1276 Bald Hill Rd.	Summit Square	    Coming Soon! 	Anchored Strip	133,898	11,086 SF 10,675 SF 7,566 SF 6,471 SF 1,840 SF 1,680 SF	Immediately Immediately Immediately Immediately Immediately	Don Mace

**3RD QUARTER 2024
EXCLUSIVE PROPERTY LISTINGS**

<u>LOCATION</u>	<u>PROJECT NAME</u>	<u>ANCHORS/ TENANTS</u>	<u>TYPE</u>	<u>TOTAL PROJECT SIZE (SF)</u>	<u>AVAILABLE SQ. FT.</u>	<u>AVAILABLE DATE</u>	<u>BROKER</u>
Sublease Opportunity							
WESTERLY, RI Airport Rt. and Route 1	Stop & Shop Retail at Westerly Crossing	 	Grocery Anchored	65,345	3,500 - 8,600 SF (Endcap)	Immediately	Don Mace
WOONSOCKET, RI 1412 Park Ave.	Park Square Plaza	  	Grocery Anchored	63,123	11,258 SF (Endcap, Subdividable) 3,968 SF (Endcap w/Drive-thru)	Immediately Immediately	Don Mace
<u>VERMONT</u>							
MORRISVILLE, VT 19-105 Morrisville Plaza	Morrisville Plaza	   	Strip Center	104,178	Fully Leased	N/A	Rob Grady & Magnolia Neu