



Retail For Lease Tenants Seeking Sites 2024

KEYPOINT[®]
PARTNERS

Extraordinary Commercial Real Estate Services

   781.273.5555

Info@KeyPointPartners.com

KeyPointPartners.com

One Van De Graaff Drive, Suite 402, Burlington, MA 01803

No warranty or representation, expressed or implied, is made as to the accuracy of the information contained herein, and same is submitted subject to errors, omissions, change in price, rental or other conditions, or withdrawal without notice.

| <u>TENANT</u> | <u>TYPICAL SIZE</u> | <u>MIN. FRONTAGE</u> | <u>PREFERRED LOCATION</u> | <u>TARGET MARKETS</u> | <u>BROKER</u> |
|--|--|----------------------|---|-----------------------|-------------------------|
|  | 30,000 - 60,000 SF 22' Clear Height; Imax 27' Clear Height | Flexible | All Sites Considered Nationally | National Expansion | Don Mace |
|  | 30,000 - 80,000 SF Minimum 17.5' Clear Height | Flexible | All Sites Considered Prefers Site Acquisition (Free Standing <u>or</u> Shopping Centers); Will Lease (TIA Required) | National Expansion | Don Mace |
|  | 25,000 - 40,000 SF (Target 30-35K) 16,000 SF BTS Prototype | 150 Feet | All Sites Considered 50,000 People Within Trade Area | NH and VT | Don Mace |
|  | 3,000 - 6,000 SF | 30 Feet | All Sites Considered Leasing Considered; Prefers Site Acquisition | MA | Don Mace |
|  | 4,000 - 10,000 SF | 50 Feet | Metro-Boston, Select Markets Inside 128 | Urban Metro | Don Mace |
|  | 1,200 - 2,500 SF | 20 Feet | Greater Boston | Eastern MA | Don Mace & Rob Grady |

| <u>LOCATION</u> | <u>PROJECT NAME</u> | <u>ANCHORS/ TENANTS</u> | <u>TYPE</u> | <u>TOTAL PROJECT SIZE (SF)</u> | <u>AVAILABLE SQ. FT.</u> | <u>AVAILABLE DATE</u> | <u>BROKER</u> |
|---|-------------------------|---|------------------|--|--|---|--------------------------|
| <u>MASSACHUSETTS</u> | | | | | | | |
| ALLSTON, MA 1065 Commonwealth Ave. | 1065 Commonwealth Ave. |  | Street Retail | 2,000 | 2,000 SF | Immediately | Don Mace & Rob Grady |
| ARLINGTON, MA 626 Massachusetts Ave. | 626 Massachusetts Ave. |  | Street Retail | 1,025 SF Office | 1,025 SF (1st Floor) | Immediately | Don Mace & Rob Grady |
| AUBURN, MA 436-438 Southbridge St. | 436-438 Southbridge St. |  | Dual Box | 39,275 | Fully Leased | N/A | Don Mace |
| BELMONT, MA 30-42 Leonard St. | 30-42 Leonard St. |  | Street Retail | 8,108 | Fully Leased | N/A | Rob Grady |
| BILLERICA, MA 199 Boston Rd. | Treble Cove Plaza |  | Grocery Anchored | 121,793 | 12,774 SF 4,000 SF (Subdividable) 2,400 SF | Immediately Immediately Immediately | Don Mace & Magnolia Neu |
| BILLERICA, MA 446 Boston Rd. | O'Connor Hardware Plaza |  | Strip Center | 83,198 | 6,520 SF 4,800 SF 984 SF | Immediately Lease Pending Immediately | Rob Grady & Magnolia Neu |
| BOURNE, MA 2 Bridge Approach St. | Bourne Bridge Crossing |  | Strip Center | 23,968 | Fully Leased | N/A | Don Mace |
| BURLINGTON, MA 180 Cambridge St. | 180 Cambridge St. |  | Grocery Anchored | 74,720 | Fully Leased | N/A | Don Mace & Rob Grady |
| BURLINGTON, MA 201 Middlesex Turnpike | 201 Middlesex Turnpike |  | Strip Center | 8,985 | 1,518 SF | Immediately | Don Mace & Magnolia Neu |

| <u>LOCATION</u> | <u>PROJECT NAME</u> | <u>ANCHORS/ TENANTS</u> | <u>TYPE</u> | <u>TOTAL PROJECT SIZE (SF)</u> | <u>AVAILABLE SQ. FT.</u> | <u>AVAILABLE DATE</u> | <u>BROKER</u> |
|--|-------------------------|---|------------------|--|--------------------------------|---|----------------------|
| CAMBRIDGE, MA 1374 Massachusetts Ave. | 1374 Massachusetts Ave. |  | Boutique Retail | N/A | Fully Leased | N/A | Don Mace & Rob Grady |
| CAMBRIDGE, MA 1380 Massachusetts Ave. | 1380 Massachusetts Ave. | N/A | Boutique Retail | N/A | Fully Leased | N/A | Don Mace & Rob Grady |
| CAMBRIDGE, MA 699 Mt. Auburn St. | 699 Mt. Auburn St. |  | Grocery Anchored | 63,480 | 3,417 SF 1,851 SF 904 SF | Immediately Immediately Immediately | Don Mace & Rob Grady |
| DANVERS, MA 180 Endicott St. | Endicott Square |  | Strip Center | 56,275 | 36,192 SF (Anchor) 3,812 SF | Immediately Immediately | Don Mace |
| EAST BRIDGEWATER, MA 225 & 241 Bedford St. | Carriage Crossing |  | Strip Center | 64,700 | Fully Leased | N/A | Rob Grady |
| EASTON, MA 25 Robert Dr. | Highlands Plaza |  | Strip Center | 112,869 | 2,410 SF | Immediately | Don Mace |
| FALL RIVER, MA 130-150 Plymouth Ave. | 130-150 Plymouth Ave. | New Development | Retail | 20,700 + Pad | 20,700 SF (Subdividable) | Call for Details | Don Mace |
| GROTON, MA 760 Boston Rd. | 760 Boston Rd. |  | Grocery Anchored | 78,200 | 4,922 SF Proposed Pad | Immediately Immediately | Don Mace & Rob Grady |
| HANOVER, MA 35 Columbia Rd. | 35 Columbia Rd. |  | Grocery Anchored | 60,273 | 9,800 SF | Immediately | Don Mace & Rob Grady |
| HARWICH, MA 18 Sisson Rd. | 18 Sisson Rd. |  | Grocery Anchored | 58,523 | Fully Leased | N/A | Don Mace & Rob Grady |

**3RD QUARTER 2024
EXCLUSIVE PROPERTY LISTINGS**

| <u>LOCATION</u> | <u>PROJECT NAME</u> | <u>ANCHORS/ TENANTS</u> | <u>TYPE</u> | <u>TOTAL PROJECT SIZE (SF)</u> | <u>AVAILABLE SQ. FT.</u> | <u>AVAILABLE DATE</u> | <u>BROKER</u> |
|--|--------------------------|---|--------------------|--|---|---|-------------------------|
| HOLDEN, MA 160 Reservoir St. | Holden Commons |  | Grocery Anchored | 96,232 | Fully Leased | N/A | Don Mace |
| HUDSON, MA 10 Technology Dr. | Center at Hudson |  | Grocery Anchored | 85,300 | 9,859 SF (Subdividable) | Immediately | Don Mace & Magnolia Neu |
| KINGSTON, MA 160-164 Summer St. | Summer Hill Plaza |  | Grocery Anchored | 95,434 | 5,222 SF (Subdividable) 1,620 SF | Immediately Immediately | Don Mace & Rob Grady |
| LENOX, MA 495 Pittsfield Rd. | The Center at Lenox |  | Grocery Anchored | 185,712 | 12,838 SF (Subdividable) 5,705 SF (Subdividable) 2,088 SF | Immediately Immediately Immediately | Don Mace |
| LEXINGTON, MA 60 Bedford St. | 60 Bedford St. |  | Strip Center | N/A | 180 SF (Former ATM) | Immediately | Don Mace |
| LOWELL, MA 55 Church St. | Central Plaza |  | Strip Center | 91,918 | 1,800 SF | Immediately | Don Mace |
| MANSFIELD, MA 377 Chauncy St. | Stop & Shop Plaza |  | Grocery Anchored | 82,946 | Fully Leased | N/A | Don Mace |
| MEDFORD, MA 3850 Mystic Valley Parkway | Meadow Glen |  | Urban Power Center | 300,000 | Fully Leased | N/A | Don Mace |
| MILFORD, MA 91 Prospect St. | Papelian Shopping Center |  | Grocery Anchored | | 11,500 SF | Immediately | Don Mace & Rob Grady |


































| <u>LOCATION</u> | <u>PROJECT NAME</u> | <u>ANCHORS/ TENANTS</u> | <u>TYPE</u> | <u>TOTAL PROJECT SIZE (SF)</u> | <u>AVAILABLE SQ. FT.</u> | <u>AVAILABLE DATE</u> | <u>BROKER</u> |
|---|----------------------|---|---------------------|--|---|---|------------------------------------|
| NEW BEDFORD, MA 1331 Cove Rd. | 1331 Cove Rd. |  | Strip Center | 74,612 | 3,515 SF | Immediately | Don Mace & Rob Grady |
| NORTH ADAMS, MA 82 Main St. | Parkade Plaza |  | Strip Center | 127,626 | Anchor and Assorted Inline | Immediately | Don Mace, Rob Grady & Magnolia Neu |
| NORTH ATTLEBORO, MA 125 Robert Toner Blvd. | Shaw's Triboro Plaza |  | Grocery Anchored | 102,819 | 4,485 SF 2,000 SF | Immediately Immediately | Don Mace & Rob Grady |
| NORTH ATTLEBORO, MA 1385 South Washington St. | Red Rock Plaza |  | Strip Center | 120,913 | 21,664 SF (1st Floor Retail) 21,234 SF (2nd Floor Office/Retail) 6,175 SF | Immediately Immediately Immediately | Don Mace & Rob Grady |
| NORTHAMPTON, MA 228 King St. | Kingsgate Plaza |  | Grocery Anchored | 89,817 | Fully Leased | N/A | Don Mace |
| PEABODY, MA 216 Newbury St. | Route 1 Marketplace |  | Strip Center | 68,530 | Fully Leased | N/A | Don Mace |
| PEABODY, MA 637 Lowell St. | Big Y Plaza |  | Grocery Anchored | 104,622 | 3,933 SF 2,608 SF Proposed Pad | Immediately Immediately TBD | Don Mace |
| PLYMOUTH, MA 104 Colony Place Rd. | 104 Colony Place Rd. |  | Power Center | 5,000 | 1,696 SF | Immediately | Don Mace |
| QUINCY, MA 259 Copeland St. | 259 Copeland St. | N/A | Urban Street Retail | 1,335 | 520 SF | Immediately | Magnolia Neu |
| RANDOLPH, MA 300 North Main St. | 300 North Main St. |  | Grocery Anchored | 41,163 | 6,400 SF (Subdividable) | Immediately | Don Mace & Magnolia Neu |

| <u>LOCATION</u> | <u>PROJECT NAME</u> | <u>ANCHORS/ TENANTS</u> | <u>TYPE</u> | <u>TOTAL PROJECT SIZE (SF)</u> | <u>AVAILABLE SQ. FT.</u> | <u>AVAILABLE DATE</u> | <u>BROKER</u> |
|---|--|-----------------------------|------------------|--|---|--|-------------------------|
| SEEKONK, MA 1265-1335 Fall River Ave. | Shoppes at Six (Formerly Namco Plaza) | | Strip Center | 102,284 | 2,389 - 18,305 SF (Endcap) 8,265 SF (Inline) | Immediately Immediately | Don Mace |
| SOUTH BOSTON, MA 480 West Broadway | 480 West Broadway | N/A | Street Retail | 5,355 | 5,355 SF | Immediately | Don Mace & Rob Grady |
| SPRINGFIELD, MA 1225-1395 Liberty St. | Springfield Plaza | | Grocery Anchored | 444,000 | 30,030 SF (Jr. Anchor Box) 25,342 SF (Jr. Anchor Box) 18,071 SF (Subdividable) 2,690 SF 2,307 SF Proposed Pads | Immediately Immediately Immediately Immediately Call for Details | Don Mace |
| WAREHAM, MA 2419 Cranberry Hwy. | Wareham Marketplace | | Grocery Anchored | 46,300 | Fully Leased | N/A | Don Mace & Rob Grady |
| WEST BRIDGEWATER, MA 2077 Main St. | West Bridgewater Plaza | | Strip Center | 133,336 | 25,600 SF 3,340 SF Small outparcel development opportunities | Immediately Immediately Immediately | Don Mace |
| WHITMAN, MA 682 Bedford St. | 682 Bedford St. | | Strip Center | 46,415 | 2,000 SF | Immediately | Magnolia Neu |
| WOBURN, MA 2 Elm St. | Main Street Marketplace | | Grocery Anchored | 105,058 | 2,000 - 4,000 SF (Proposed Pad) | Immediately | Don Mace |






CONNECTICUT

| | | | | | | | |
|---|--------------------|--|------------------|--------|---|----------------------------|-------------------------|
| MERIDEN, CT 495 Chamberlain Hwy. | Chamberlain Plaza | | Strip Center | 56,587 | 10,479 SF (Endcap) 5,203 SF (Endcap) | Immediately Immediately | Don Mace |
| MILFORD, CT 827-835, 851, 853-855, 875 Bridgeport Ave. | Silver Sands Plaza | | Grocery Anchored | 85,398 | 3,478 SF (Subdividable) | Immediately | Don Mace & Rob Grady |





| <u>LOCATION</u> | <u>PROJECT NAME</u> | <u>ANCHORS/ TENANTS</u> | <u>TYPE</u> | <u>TOTAL PROJECT SIZE (SF)</u> | <u>AVAILABLE SQ. FT.</u> | <u>AVAILABLE DATE</u> | <u>BROKER</u> |
|---|------------------------------|---|------------------|--|--|--|----------------------|
| <u>NEW HAMPSHIRE</u> | | | | | | | |
| GOFFSTOWN, NH 553 Mast Rd. | 553 Mast Rd. |  | Anchored Strip | 166,545 | 9,797 SF 6,400 SF 3,250 SF (Proposed Pad) 2,000 SF (Proposed Pad) | Immediately Immediately Immediately Immediately | Don Mace |
| MANCHESTER, NH 375 South Willow St. | 375 South Willow St. |  | Anchored Strip | 68,644 | 68,644 SF | Immediately | Don Mace |
| <u>MAINE</u> | | | | | | | |
| AUBURN, ME 600 Center St. | 600 Center St. |  | Grocery Anchored | 101,610 | Fully Leased | N/A | Don Mace & Rob Grady |
| SANFORD, ME 1440 Main St. | 1440 Main St. | Area Retailers:  | Raw Land | +/-12 Acres | 12 Acre Development Site (Ground Lease Preferred; BTS Considered) | Immediately | Don Mace |
| WELLS, ME 1517 Post Rd. | Wells Corner Shopping Center |  | Grocery Anchored | 35,400 | Fully Leased | N/A | Don Mace |
| <u>OHIO</u> | | | | | | | |
| TOLEDO, OH 2925 Glendale Ave. | Toledo Commons |  | Anchored Strip | 200,000 | Fully Leased | N/A | Don Mace |
| <u>RHODE ISLAND</u> | | | | | | | |
| CUMBERLAND, RI 2000 Mendon Rd. | Cumberland Plaza |  | Grocery Anchored | 67,514 | Fully Leased | N/A | Don Mace |

| <u>LOCATION</u> | <u>PROJECT NAME</u> | <u>ANCHORS/ TENANTS</u> | <u>TYPE</u> | <u>TOTAL PROJECT SIZE (SF)</u> | <u>AVAILABLE SQ. FT.</u> | <u>AVAILABLE DATE</u> | <u>BROKER</u> |
|--|-----------------------------|--|------------------|--|--|---|---------------|
| NO. KINGSTOWN, RI 5895-5941 Post Rd. | Frenchtown Plaza |     | Anchored Strip | 126,288 | 28,455 SF (Endcap) 2,000 - 12,858 SF (Inline) | Immediately Immediately | Don Mace |
| NO. KINGSTOWN, RI 1300 Ten Rod Rd. (Routes 102 & 4) | North Kingstown Crossing |      | Grocery Anchored | 77,524 | 1,302 SF | Immediately | Don Mace |
| NO. KINGSTOWN, RI 6155 Post Rd. | 6155 Post Rd. | Stop & Shop Gas | Convenient Store | 1,631 | 1,631 SF | Immediately | Magnolia Neu |
| SMITHFIELD, RI 446 Putnam Pike | 446 Putnam Pike |    | Grocery Anchored | 82,788 | Fully Leased | N/A | Don Mace |
| WARREN, RI 601 Metacom Ave. | Ocean State Plaza |      | Strip Center | 126,196 | 24,500 SF (Endcap) 1,986 - 3,541 SF (Inline) 6,000 SF (PAD) | Immediately Immediately Immediately | Don Mace |
| WARWICK, RI 2458 Warwick Ave. | Meadowbrook Shopping Center |      | Grocery Anchored | 106,367 | 2,820 SF | Immediately | Don Mace |
| WARWICK, RI 197-211 Buttonwoods Ave. | Buttonwoods Plaza |   | Strip Center | 60,182 | 8,059 SF | Immediately | Don Mace |
| WARWICK, RI 320 Warwick Ave. | Shaw's Plaza |     | Grocery Anchored | 75,546 | 8,829 SF 950 SF | Immediately Immediately | Rob Grady |
| WARWICK, RI 1276 Bald Hill Rd. | Summit Square |     Coming Soon!  | Anchored Strip | 133,898 | 11,086 SF 10,675 SF 7,566 SF 6,471 SF 1,840 SF 1,680 SF | Immediately Immediately Immediately Immediately Immediately | Don Mace |

**3RD QUARTER 2024
EXCLUSIVE PROPERTY LISTINGS**

| <u>LOCATION</u> | <u>PROJECT NAME</u> | <u>ANCHORS/ TENANTS</u> | <u>TYPE</u> | <u>TOTAL PROJECT SIZE (SF)</u> | <u>AVAILABLE SQ. FT.</u> | <u>AVAILABLE DATE</u> | <u>BROKER</u> |
|--|--|---|------------------|--|--|----------------------------|---------------|
| WESTERLY, RI Airport Rt. and Route 1 | Stop & Shop Retail at Westerly Crossing |   | Grocery Anchored | 65,345 | 3,500 - 8,600 SF (Endcap) | Immediately | Don Mace |
| WOONSOCKET, RI 1412 Park Ave. | Park Square Plaza |    | Grocery Anchored | 63,123 | 11,258 SF (Endcap, Subdividable) 3,968 SF (Endcap w/Drive-thru) | Immediately Immediately | Don Mace |

VERMONT

| | | | | | | | |
|--|-------------------|---|--------------|---------|--------------|-----|-----------------------------|
| MORRISVILLE, VT 19-105 Morrisville Plaza | Morrisville Plaza |     | Strip Center | 104,178 | Fully Leased | N/A | Rob Grady & Magnolia Neu |
|--|-------------------|---|--------------|---------|--------------|-----|-----------------------------|