

RETAIL FOR LEASE TENANTS SEEKING SITES

2026

Photo©inkdrop@123RF.COM

KEYPOINT[®]
PARTNERS

Extraordinary Commercial Real Estate Services

  781.273.5555





Info@KeyPointPartners.com

KeyPointPartners.com

One Van De Graaff Drive, Suite 402, Burlington, MA 01803

No warranty or representation, expressed or implied, is made as to the accuracy of the information contained herein, and same is submitted subject to errors, omissions, change in price, rental or other conditions, or withdrawal without notice.





**2ND QUARTER 2026
EXCLUSIVE TENANT
REPRESENTATION ASSIGNMENTS**




<u>TENANT</u>	<u>TYPICAL SIZE</u>	<u>MIN. FRONTAGE</u>	<u>PREFERRED LOCATION</u>	<u>TARGET MARKETS</u>	<u>BROKER</u>
	30,000 - 60,000 SF 22' Clear Height; Imax 27' Clear Height	Flexible	All Sites Considered Nationally	National Expansion	Don Mace & Magnolia Neu
	30,000 - 80,000 SF Minimum 17.5' Clear Height	Flexible	All Sites Considered Prefers Site Acquisition (Free Standing <u>or</u> Shopping Centers); Will Lease (TIA Required)	National Expansion	Don Mace & Magnolia Neu
	1,200 - 2,500 SF	20 Feet	Greater Boston	Eastern MA	Don Mace & Rob Grady
	3,000 - 6,000 SF	30 Feet	All Sites Considered Leasing Considered; Prefers Site Acquisition	MA	Don Mace

<u>LOCATION</u>	<u>PROJECT NAME</u>	<u>ANCHORS/ TENANTS</u>	<u>TYPE</u>	<u>TOTAL PROJECT SIZE (SF)</u>	<u>AVAILABLE SQ. FT.</u>	<u>AVAILABLE DATE</u>	<u>BROKER</u>
ALLSTON, MA 1065 Commonwealth Ave.	1065 Commonwealth Ave.		Street Retail	2,000	2,000 SF	Immediately	Don Mace & Rob Grady
ARLINGTON, MA 626 Massachusetts Ave.	626 Massachusetts Ave.		Street Retail	1,025 SF Office	1,025 SF	Immediately	Don Mace & Rob Grady
ASHLAND, MA 301 Pond St.	Shaw's Plaza		Grocery Anchored	96,001	2,806 SF 1,400 SF	Immediately Immediately	Rob Grady
AUBURN, MA 436-438 Southbridge St.	436-438 Southbridge St.		Dual Box	39,275	Fully Leased	N/A	Don Mace
BELMONT, MA 30-42 Leonard St.	30-42 Leonard St.		Street Retail	8,108	Fully Leased	N/A	Rob Grady
BILLERICA, MA 199 Boston Rd.	Treble Cove Plaza		Grocery Anchored	121,793	12,774 SF 1,663 SF	Immediately Immediately	Don Mace
BILLERICA, MA 446 Boston Rd.	O'Connor Hardware Plaza		Strip Center	83,198	Fully Leased	N/A	Rob Grady
BOSTON, MA 338B Newbury St.	338B Newbury St.	<p>Area Retailers Include:</p> 	Street Retail	4,375	4,375 SF (Lower Level)	Immediately	Don Mace, Rob Grady & Magnolia Neu
BOURNE, MA 2 Bridge Approach St.	Bourne Bridge Crossing		Strip Center	23,968	Fully Leased	N/A	Don Mace



<u>LOCATION</u>	<u>PROJECT NAME</u>	<u>ANCHORS/ TENANTS</u>	<u>TYPE</u>	<u>TOTAL PROJECT SIZE (SF)</u>	<u>AVAILABLE SQ. FT.</u>	<u>AVAILABLE DATE</u>	<u>BROKER</u>
BURLINGTON, MA 180 Cambridge St.	180 Cambridge St.		Grocery Anchored	74,720	Fully Leased	N/A	Don Mace & Rob Grady
CAMBRIDGE, MA 1374 Massachusetts Ave.	1374 Massachusetts Ave.		Boutique Retail	N/A	Fully Leased	N/A	Don Mace & Rob Grady
CAMBRIDGE, MA 1380 Massachusetts Ave.	1380 Massachusetts Ave.	N/A	Boutique Retail	N/A	Fully Leased	N/A	Don Mace & Rob Grady
CAMBRIDGE, MA 699 Mt. Auburn St.	699 Mt. Auburn St.		Grocery Anchored	63,480	3,417 SF 1,851 SF 904 SF	Immediately Immediately Immediately	Don Mace & Rob Grady
DANVERS, MA 180 Endicott St.	Endicott Square		Strip Center	56,275	3,812 SF	Immediately	Don Mace
EAST BRIDGEWATER, MA 225 & 241 Bedford St.	Carriage Crossing		Strip Center	64,700	Fully Leased	N/A	Rob Grady
EASTON, MA 25 Robert Dr.	Highlands Plaza		Strip Center	112,869	2,410 SF	Immediately	Don Mace
FALL RIVER, MA 130-150 Plymouth Ave.	130-150 Plymouth Ave.	New Development	Retail	20,700 + Pad	20,700 SF (Subdividable)	Call for Details	Don Mace
FRAMINGHAM, MA 665 Cochituate Rd.	665 Cochituate Rd.		Office/Retail	10,240	5,300 SF (2nd Floor)	Immediately	Rob Grady
FRAMINGHAM, MA 1 Hamilton St.	1 Hamilton St.		Strip Center		4,000 SF	Immediately	Don Mace & Rob Grady

<u>LOCATION</u>	<u>PROJECT NAME</u>	<u>ANCHORS/ TENANTS</u>	<u>TYPE</u>	<u>TOTAL PROJECT SIZE (SF)</u>	<u>AVAILABLE SQ. FT.</u>	<u>AVAILABLE DATE</u>	<u>BROKER</u>
GROTON, MA 760 Boston Rd.	760 Boston Rd.	  Groton Wine & Spirits	Grocery Anchored	78,200	4,922 SF Proposed Pad	Immediately Immediately	Don Mace & Rob Grady
HANOVER, MA 35 Columbia Rd.	35 Columbia Rd.		Grocery Anchored	60,273	9,800 SF	Immediately	Don Mace & Rob Grady
HARWICH, MA 18 Sisson Rd.	18 Sisson Rd.		Grocery Anchored	58,523	Fully Leased	N/A	Don Mace & Rob Grady
HOLDEN, MA 160 Reservoir St.	Holden Commons	    ROCKY'S ACE	Grocery Anchored	96,232	Fully Leased	N/A	Don Mace
HUDSON, MA 10 Technology Dr.	Center at Hudson	   The UPS Store	Grocery Anchored	85,300	2,359 SF 2,100 SF	Immediately Immediately	Don Mace & Magnolia Neu
KINGSTON, MA 160-164 Summer St.	Summer Hill Plaza	    HSR BLOCK	Grocery Anchored	95,434	5,222 SF (Subdividable)	Immediately	Don Mace & Rob Grady
LENOX, MA 495 Pittsfield Rd.	The Center at Lenox	        Berkshire Health Systems	Grocery Anchored	185,712	12,838 SF 5,705 SF (Subdividable) 2,088 SF	Immediately Immediately Immediately	Don Mace
LEXINGTON, MA 60 Bedford St.	60 Bedford St.	 	Strip Center	N/A	180 SF (Former ATM)	Lease Pending	Don Mace
LOWELL, MA 55 Church St.	Central Plaza	     AutoZone	Strip Center	91,918	1,800 SF	Immediately	Don Mace
MEDFORD, MA 3850 Mystic Valley Parkway	Meadow Glen	     Bank of America	Urban Power Center	300,000	3,500 SF (Proposed Pad)	Pending Permits and Approvals	Don Mace



<u>LOCATION</u>	<u>PROJECT NAME</u>	<u>ANCHORS/ TENANTS</u>	<u>TYPE</u>	<u>TOTAL PROJECT SIZE (SF)</u>	<u>AVAILABLE SQ. FT.</u>	<u>AVAILABLE DATE</u>	<u>BROKER</u>
MILFORD, MA 91 Prospect St.	Papelian Shopping Center	  	Grocery Anchored		11,500 SF	Immediately	Don Mace & Rob Grady
NEW BEDFORD, MA 1331 Cove Rd.	1331 Cove Rd.	 	Strip Center	74,612	N/A	Fully Leased	Don Mace & Rob Grady
NEWTON, MA 978-980 Boylston St.	CVS Plaza	  	Strip Center	22,470	2,100 SF (Proposed PAD)	Immediately	Don Mace
NORTH ADAMS, MA 82 Main St.	Parkade Plaza	   	Strip Center	127,626	Anchor and Assorted Inline	Immediately	Don Mace, Rob Grady & Magnolia Neu
NORTH ATTLEBORO, MA 125 Robert Toner Blvd.	Shaw's Triboro Plaza	  	Grocery Anchored	102,819	9,700 SF (Subdividable) 4,485 SF	Immediately Immediately	Don Mace & Rob Grady
NORTH ATTLEBORO, MA 1385 South Washington St.	Red Rock Plaza	 	Strip Center	120,913	19,844 SF (1st Floor Subdividable) 22,826 SF (2nd Floor Showroom) 6,175 SF (Pad)	Immediately Immediately Lease Pending	Don Mace & Rob Grady
PEABODY, MA 216 Newbury St.	Route 1 Marketplace	   	Strip Center	68,530	Fully Leased	N/A	Don Mace
PEABODY, MA 637 Lowell St.	Big Y Plaza	     	Grocery Anchored	104,622	7,600 SF Proposed Pad	Immediately TBD	Don Mace
PLYMOUTH, MA 104 Colony Place Rd.	104 Colony Place Rd.	     	Power Center	5,000	1,696 SF	Immediately	Don Mace
QUINCY, MA 259 Copeland St.	259 Copeland St.	N/A	Urban Street Retail	1,335	Fully Leased	N/A	Rob Grady

<u>LOCATION</u>	<u>PROJECT NAME</u>	<u>ANCHORS/ TENANTS</u>	<u>TYPE</u>	<u>TOTAL PROJECT SIZE (SF)</u>	<u>AVAILABLE SQ. FT.</u>	<u>AVAILABLE DATE</u>	<u>BROKER</u>
SEEKONK, MA 1265-1335 Fall River Ave.	Shoppes at Six		Strip Center	102,284	13,500 SF	Immediately	Don Mace
SPRINGFIELD, MA 1225-1395 Liberty St.	Springfield Plaza		Grocery Anchored	444,000	30,030 SF (Jr. Anchor Box) 25,342 SF (Jr. Anchor Box) 18,071 SF (Subdividable) 2,690 SF 2,307 SF Proposed Pads	Immediately Immediately Immediately Immediately Call for Details	Don Mace
WEST BRIDGEWATER, MA 2077 Main St.	West Bridgewater Plaza		Strip Center	133,336	25,600 SF 3,340 SF Small outparcel development opportunities	Immediately Immediately Immediately	Don Mace

CONNECTICUT




MERIDEN, CT 495 Chamberlain Hwy.	Chamberlain Plaza		Strip Center	56,587	10,479 SF (Endcap) 5,203 SF (Endcap)	Immediately Immediately	Don Mace
MILFORD, CT 827-835, 851, 853-855, 875 Bridgeport Ave.	Silver Sands Plaza		Anchor Opportunities	85,398	63,958 SF 3,478 SF (Subdividable) 2,780 SF (Endcap)	1/1/27 Immediately 2/28/25	Don Mace

NEW HAMPSHIRE




GOFFSTOWN, NH 553 Mast Rd.	553 Mast Rd.		Anchored Strip	166,545	26,200 SF 9,797 SF 6,400 SF 3,250 SF (Proposed Pad) 2,000 SF (Proposed Pad)	Immediately Immediately Immediately Immediately	Don Mace
MANCHESTER, NH 375 South Willow St.	375 South Willow St.		Anchored Strip	68,644	68,644 SF	Immediately	Don Mace
MANCHESTER, NH 89 Bridge St.	89 Bridge St.	Area Retailers: The Farm Bar & Grill The Bridge Café Firefly	Corner Lot	9,030	9,030 SF (Former Gas/Convenience) Seller to deed restrict petroleum sales; all other interests considered	For Sale	Don Mace

<u>LOCATION</u>	<u>PROJECT NAME</u>	<u>ANCHORS/ TENANTS</u>	<u>TYPE</u>	<u>TOTAL PROJECT SIZE (SF)</u>	<u>AVAILABLE SQ. FT.</u>	<u>AVAILABLE DATE</u>	<u>BROKER</u>
-----------------	---------------------	-----------------------------	-------------	--	------------------------------	---------------------------	---------------

MAINE

AUBURN, ME 600 Center St.	600 Center St.		Grocery Anchored	101,610	Fully Leased	N/A	Don Mace & Rob Grady
SANFORD, ME 1440 Main St.	1440 Main St.	Area Retailers: 	Raw Land	+/-12 Acres	12 Acre Development Site (Ground Lease Preferred; BTS Considered)	Immediately	Don Mace
WELLS, ME 1517 Post Rd.	Wells Corner Shopping Center		Grocery Anchored	35,400	Fully Leased	N/A	Don Mace

RHODE ISLAND

CUMBERLAND, RI 2000 Mendon Rd.	Cumberland Plaza		Grocery Anchored	67,514	Fully Leased	N/A	Don Mace
WARWICK, RI 320 Warwick Ave.	Shaw's Plaza		Grocery Anchored	75,546	8,829 SF	Immediately	Rob Grady
WARWICK, RI 1276 Bald Hill Rd.	Summit Square		Anchored Strip	133,898	11,086 SF 10,675 SF 7,566 SF 6,471 SF 1,840 SF 1,680 SF	Immediately Immediately Immediately Immediately Immediately	Don Mace